

FRIGIDARIUM ONSEN

STRUCTURE

Our stimulating Frigidarium is engineered from Myrtha's world-leading, stainless-steel technology. Also used to create our Onsen steam baths and showers, Myrtha's stainless-steel systems represent an invigorating revolution in the world of wellness.



Product FRIGIDARIUM ONSEN is certified, and certified versions are available upon request.

AVAILABLE SIZES

EXTERNAL SIZES L x W x H (cm)	AREA m²	INTERNAL DIMENSIONS (cm)
160 x 160 x 245	2,56	150 x 150 x 240
190 x 160 x 245	3,04	180 x 150 x 240
190 x 190 x 245	3,61	180 x 180 x 240
280 x 160 x 245	4,48	270 x 150 x 245
280 x 190 x 245	5,32	270 x 180 x 245
235 x 280 x 245	6,58	225 x 270 x 245
280 x 280 x 245	7,84	270 x 270 x 245
370 x 370 x 245	13,69	360 x 360 x 245

DESIGN

COVERING OF THE INTERNAL WALL	Waterproofed and covered with Myrtha finishing. *Myrtha finishing colours: white or black. Note: Myrtha finishes is already precious in itself and does not need to be coated with another material. However it is possible to be cover the panels with any material like ceramic, marble, mosaic, etc. Upon request, during the production phase Myrtha can cover the walls already in production with large size ceramics tiles (3,5 mm thick). *Optional: mounted ceramic tiles in white, black, white marble effect, black marble effect, mountain images. Waterproofed and covered with Myrtha finishing.
INTERNAL CEILING	*Myrtha finishing colours: white or black.
DOOR	Sizes 90 x 220 cm, in tempered glass, 10 mm thick. Hydraulic pivoting hinges including, closing speed adjustment and the end clock of the leaf. The door can remain open if the opening angle is more than 80°.
HANDLE	Model Onsen in steel - 100 cm long, square section.
LIGHTING	Strip LED in the ceiling.
FRONT WALL	*Panoramic model: front wall in hardened glass, 10 mm thick, crushed-treated. *Standard model: only with glass door.
EXTERNAL FRAME	40 mm thick in solid surface, white or black. *Optional: several colours available on-demand.

TECHNICAL DATA SHEET

STRUCTURE	Modular structure made of prefabricated AISI 441 stainless steel panels 2 mm, calendered together in a solid adhesion by hot polymerization, with a PVC membrane with a thickness of 0.5 mm of high hardness after Shore 97 lamination. Thermal insulation is ensured by coupling insulation panels. The panels that make up the structure are waterproof and covered with Myrtha finishing complete with electrical and plumbing predispositions. All the hydraulic equipment can be inspected, easily maintainable and replaceable.
TECHNOLOGY	Predisposition for accessories.
MAXIMUM CONSUMPTION (kW)	Depend on accessories.
VOLTAGE	Depend on accessories.
SAFETY	Internal emergency button to be connected to an external alarm device.
AIR RECYCLING	no. 1 extraction nozzle.
OPTIONALS	
MUSIC	Audio speakers to be connected to the principal customer source.
EXPERIENCE EQUIPMENT	See technical description.

*Item to be defined




STEP 1



STEP 2



STEP 3



STEP 4



STEP 5



STEP 6



STEP 7



STEP 8




STEP 9



STEP 10



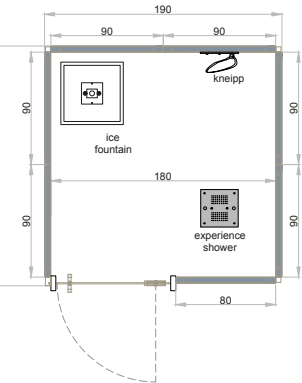
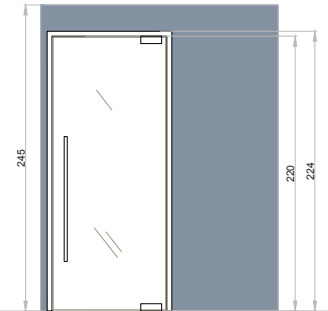
STEP 11



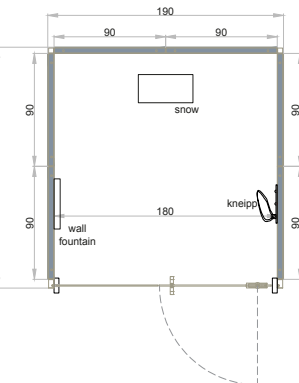
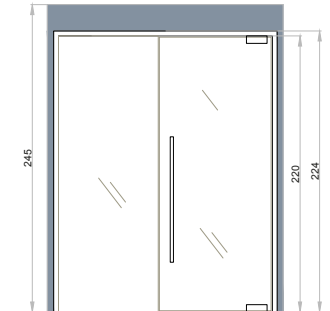
FRIGIDARIUM

FRIGIDARIUM STRUCTURE

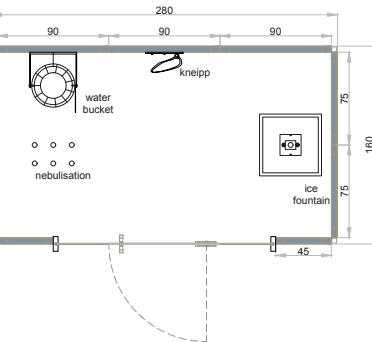
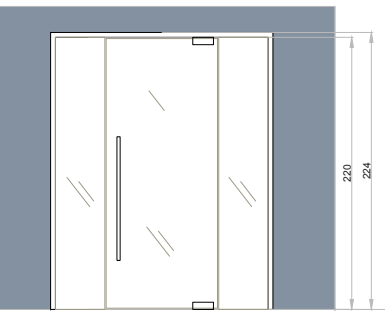
ONSEN FRIGIDARIUM A



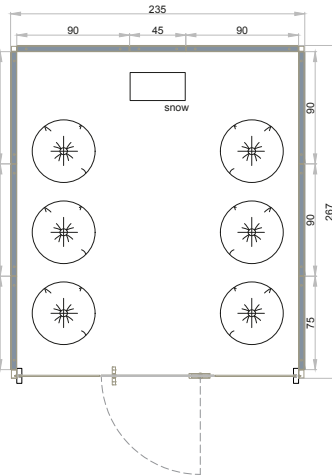
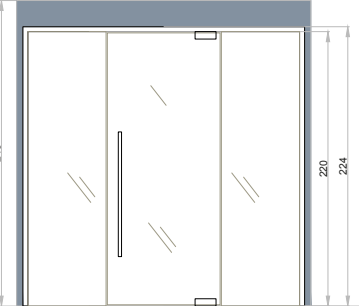
ONSEN FRIGIDARIUM B



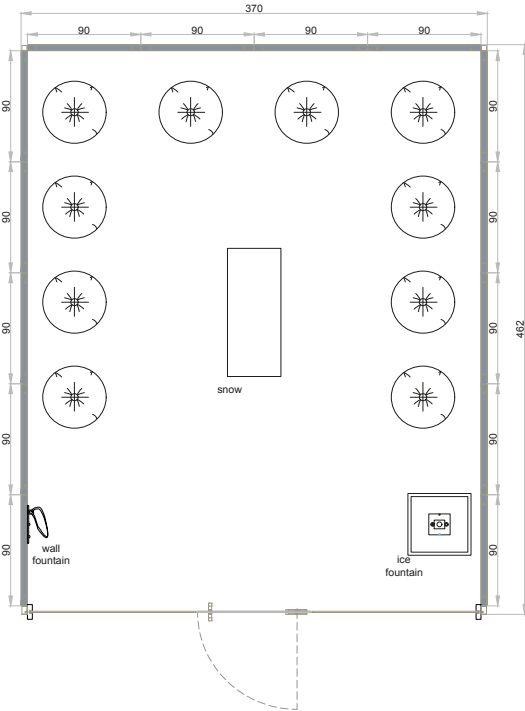
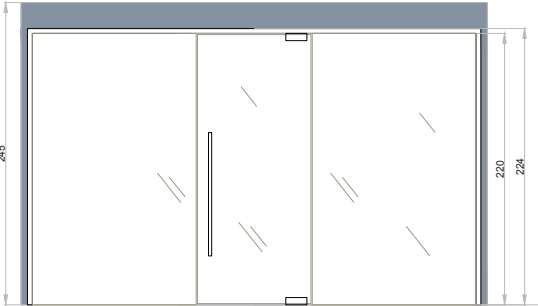
ONSEN FRIGIDARIUM C



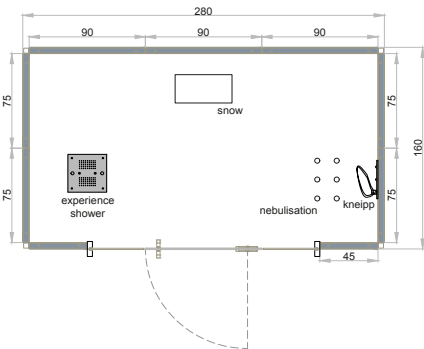
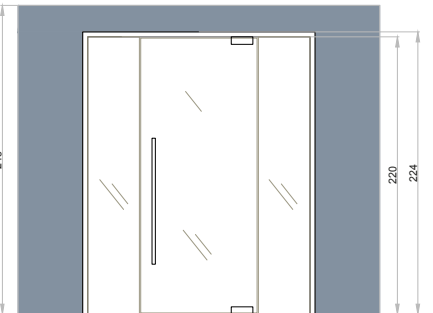
ONSEN FRIGIDARIUM G



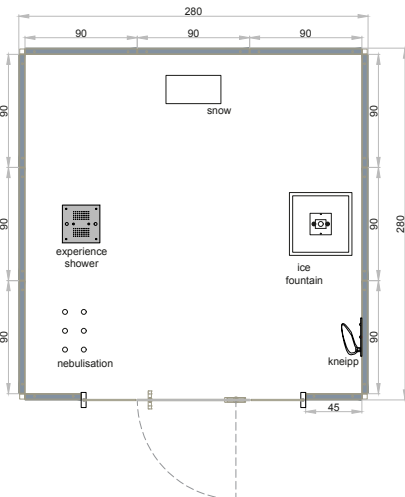
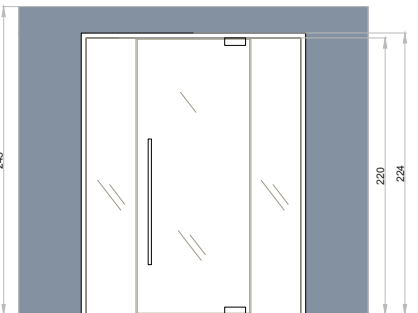
ONSEN FRIGIDARIUM H



ONSEN FRIGIDARIUM D



ONSEN FRIGIDARIUM E



ONSEN FRIGIDARIUM F

